

November 18, 2021 Board Meeting

- **November Crop Production Report**

- In WI, corn is expected to yield 172 bushels per acre, down 1 bushel from last year. Production is forecasted at 506 million bushels.
 - US corn production is forecasted at 15.1 billion bushels, up 6% percent from last year. Based on conditions as of November 1, yields are expected to average 177.0 bushels per acre, up 5.6 bushels per bushel from 2020.
- Soybean production in WI is forecast 112 million bushels. Soybean yield is forecasted at 54 bushels per acre, up 2.0 bushels per acre from 2020.
 - US soybean yield is expected to average 51.2 bushels per acre up .2 bushel from last year, and production is forecasted at 4.42 billion bushels.
- Next Crop Production Report (final) will be released January 12, 2022.

- **Milk Cow Herds**

- As of November 1, 2021, WI had 6,618 milk cow herds. This is down 348 herds from November 2020.

- **Chickens & Eggs**

- Wisconsin egg production during September 2021 was 163 million eggs, down 10 % from last year.
- The average number of all layers on hand during September 2021 was 6.67 million, down 12 % from last September.

- **Prices Received**

- Milk price for September was \$18.30 per cwt. This is up 40 cents from last September's price. The US price for September was \$18.40.
- Corn \$5.83 per bushel up \$2.57 from September 2020.
- Soybeans \$11.90 per bushel up \$2.78 from last year.
- Alfalfa hay \$160 per ton, up \$1.00 per ton from the previous September.

- **Crop Progress as of November 7, 2021**

- Corn harvested was at 76 percent. Harvest was 12 days ahead of the five-year average.
- Soybean harvest was at 93 percent complete.
- Topsoil moisture ratings for this past week were 5 % very short, 19 % short, 74 % adequate, and 2 % surplus.

- **Other noteworthy items:**

- In a few weeks, NASS will begin collecting data on its County Agricultural Practices Survey and December Agricultural Survey. These surveys are used to set final production estimates. In addition, we will be collecting December Hog Survey information to set inventory numbers. There will not be any in-person data collection for these surveys.



Wisconsin Crop Progress & Condition

Upper Midwest Region - Wisconsin Field Office · 2811 Agriculture Drive · Madison WI 53718-6777 · (608) 224-4848
fax (855) 271-9802 · www.nass.usda.gov/wi

Cooperating with Wisconsin Department of Agriculture, Trade and Consumer Protection

For the week ending November 7, 2021
Issued November 8, 2021

Media Contact: Greg Bussler

Wisconsin had 6.4 **days suitable for fieldwork** for the week ending November 31, 2021, according to the USDA, National Agricultural Statistics Service. Temperatures were near normal. Most of the State was dry as only the far north central area received measurable precipitation. Corn and soybeans harvest continued, as well as tillage and manure application.

Topsoil moisture condition rated 5 percent very short, 19 percent short, 74 percent adequate and 2 percent surplus. **Subsoil moisture** condition rated 9 percent very short, 16 percent short, 73 percent adequate and 2 percent surplus.

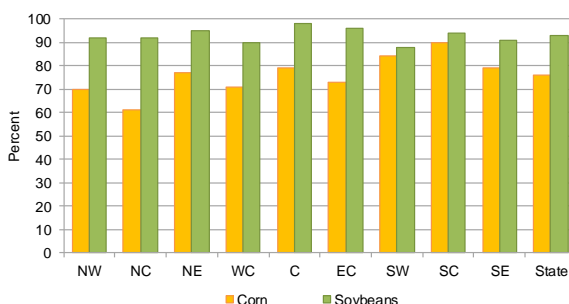
Seventy-six percent of **corn** for grain was harvested, 1 day ahead of last year and 12 days ahead of the 5-year average. Moisture content was reported at 18 percent.

Soybean harvest was 93 percent complete.

Winter wheat was 92 percent emerged. Winter wheat condition rated 80 percent good to excellent, 1 percentage point above last week.

Fall tillage was 61 percent complete, 3 days ahead of last year and 12 days ahead of the 5-year average.

Corn for Grain and Soybeans Harvested - Wisconsin
November 7, 2021



Crop Condition as of November 7, 2021

Item	Very poor	Poor	Fair	Good	Excellent
	(percent)	(percent)	(percent)	(percent)	(percent)
Wheat, winter	1	2	17	60	20

Crop Progress as of November 7, 2021

Item	Districts									State			
	NW	NC	NE	WC	C	EC	SW	SC	SE	This week	Last week	Last year	5-year avg
	(percent)	(percent)	(percent)	(percent)	(percent)	(percent)	(percent)	(percent)	(percent)	(percent)	(percent)	(percent)	(percent)
Corn harvested for grain	70	61	77	71	79	73	84	80	79	76	61	75	55
Fall tillage.....	52	59	51	56	73	72	72	46	64	61	52	58	45
Soybeans harvested	92	92	95	90	98	96	88	94	91	93	84	95	85
Wheat, winter, emerged.....	99	84	92	82	96	98	94	88	82	92	85	87	77

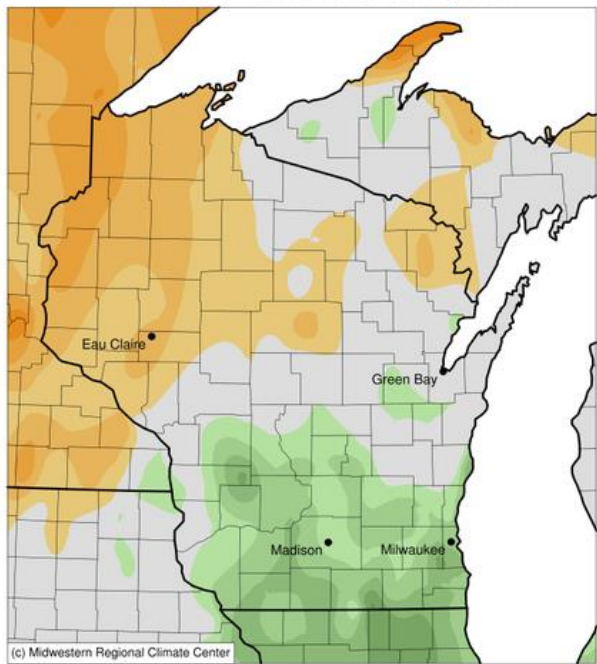
Days Suitable for Fieldwork and Soil Moisture Condition as of November 7, 2021

Item	Districts									State		
	NW	NC	NE	WC	C	EC	SW	SC	SE	This week	Last week	Last year
	(days)	(days)	(days)	(days)	(days)	(days)	(days)	(days)	(days)	(days)	(days)	(days)
Days suitable	6.2	7.0	6.8	6.2	6.6	6.8	6.5	6.2	5.9	6.4	5.1	6.7
	(percent)	(percent)	(percent)	(percent)	(percent)	(percent)	(percent)	(percent)	(percent)	(percent)	(percent)	(percent)
Topsoil moisture												
Very short	8	0	1	4	1	3	7	3	22	5	3	3
Short	22	2	16	17	32	11	15	31	28	19	15	13
Adequate	67	98	81	77	66	80	78	64	50	74	78	78
Surplus	3	0	2	2	1	6	0	2	0	2	4	6
Subsoil moisture												
Very short	10	0	0	6	1	1	18	15	26	9	7	3
Short	22	1	16	21	18	9	6	24	37	16	13	15
Adequate	68	99	77	71	77	84	76	59	37	73	76	76
Surplus	0	0	7	2	4	6	0	2	0	2	4	6

Wisconsin Temperatures and Precipitation for the week ending November 8, 2021

Maps from the Midwestern Regional Climate Center reflect data collected from 7:00 A.M. Central Time on November 1, 2021, through 7:00 A.M. Central Time on November 7, 2021.

Average Temperature (°F): Departure from 1991-2020 Normals
November 01, 2021 to November 07, 2021

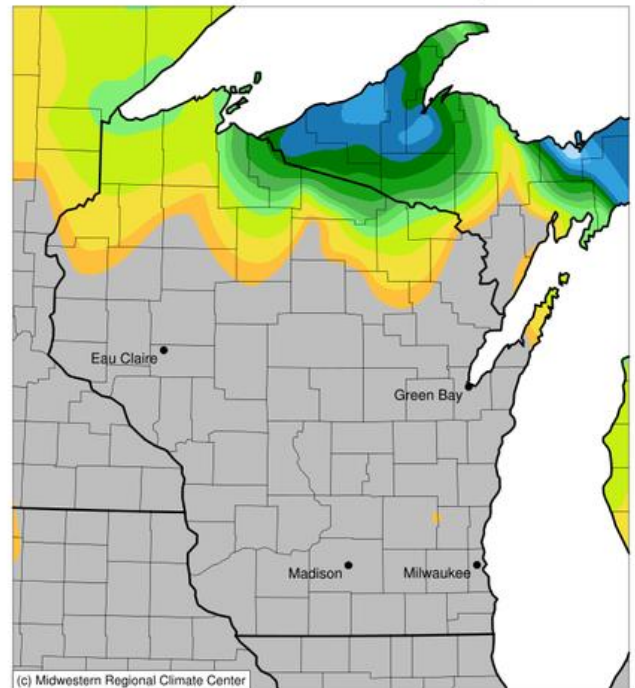


(c) Midwestern Regional Climate Center

-7 -2 3

Stations from the following networks used: WBAN, COOP, FAA, GHCN, ThreadEx, CoCoRaHS, WMO, ICAO, NWSLI,
Midwestern Regional Climate Center
cli-MATE: MRCC Application Tools Environment
Generated at: 11/8/2021 9:37:02 AM CST

Accumulated Precipitation (in)
November 01, 2021 to November 07, 2021



(c) Midwestern Regional Climate Center

0.01 0.02 0.05 0.1 0.15 0.2 0.3 0.5 0.75 1 1.25 1.5 1.75

Stations from the following networks used: WBAN, COOP, FAA, GHCN, ThreadEx, CoCoRaHS, WMO, ICAO, NWSLI,
Midwestern Regional Climate Center
cli-MATE: MRCC Application Tools Environment
Generated at: 11/8/2021 9:34:33 AM CST

Temperature and Precipitation Maps, courtesy of the Midwestern Regional Climate Center, are available at: <http://mrcc.isws.illinois.edu/CLIMATE/>
National Weather Service data, courtesy of the Wisconsin State Climatology Office, is available at:
<http://www.aos.wisc.edu/~sco/clim-watch/index.html>
Growing Degree Days can be found at <https://mrcc.illinois.edu/U2U/gdd/>

Wisconsin Weekly Weather, Selected Cities, Ending as of 7:00 a.m. on November 7, 2021

City	Temperature						Precipitation				
	Avg. max.	Avg. min.	High max.	Low min.	Avg.	Avg. dep. from normal *	Last Week	Since Sep. 1	Sep. 1 dep. from normal *	Year to date	Year dep. from normal *
Eau Claire	51	30	65	22	40	+1	0.00	3.41	-2.94	21.02	-7.50
Green Bay	50	30	62	24	40	0	0.00	2.28	-3.61	25.83	-3.90
La Crosse	52	35	65	26	43	0	0.00	2.49	-3.59	32.53	+2.43
Madison	50	30	60	21	10	-2	0.00	4.14	-1.84	20.49	-10.27
Milwaukee	51	34	62	28	43	-2	0.00	5.27	-1.09	16.81	-13.64

*Normal based on 1981-2010 data. n.a.=not available. T=trace Source: NCEP/NOAA Climate Prediction Center
<http://www.cpc.ncep.noaa.gov>.

This report has been made possible through the cooperative efforts of the U.S. Department of Agriculture, the Wisconsin Department of Agriculture, Trade, and Consumer Protection, and the National Weather Service.



Wisconsin Ag News – Monthly Prices

Wisconsin Field Office • 2811 Agriculture Drive • Madison WI 53718 • (608) 224-4848
fax (855) 271-9802 • www.nass.usda.gov/wi

Cooperating with Wisconsin Department of Agriculture, Trade and Consumer Protection

October 29, 2021

Media Contact: Greg Bussler

The average price received by farmers for **corn** during September 2021 in Wisconsin was \$5.83 per bushel according to the latest USDA, National Agricultural Statistics Service - *Agricultural Prices* report. This was 34 cents below the August price but \$2.57 above September 2020.

The September 2021 average price received by farmers for **soybeans**, at \$11.90 per bushel, was \$2.10 below the August price but \$2.78 above the September 2020 price.

The September average **oat** price per bushel, at \$3.18, was 22 cents below August but 83 cents above September 2020.

All hay prices in Wisconsin averaged \$147.00 per ton in September. This was \$9.00 below the August price but unchanged from the September 2020 price. The September 2021 **alfalfa hay** price, at \$160.00, was \$12.00 below the previous month but \$1.00 above September 2020. The average price received for **other hay** during September was \$110.00 per ton. This was \$3.00 below the August price but unchanged from September last year.

The average price for **milk** was \$18.30 per cwt, 90 cents above the August price and 40 cents above September 2020. Prices received for **milk cows** for dairy herd replacement averaged \$1,450 per head as of October 1, 2021.

Prices Received by Farmers - Wisconsin and United States

	Wisconsin			United States		
	September 2020	August 2021	September 2021	September 2020	August 2021	September 2021
	(dollars)	(dollars)	(dollars)	(dollars)	(dollars)	(dollars)
Cornbu	3.26	6.17	5.83	3.41	6.32	5.45
Hay, all baledton	147.00	156.00	147.00	151.00	188.00	188.00
Alfalfaton	159.00	172.00	160.00	168.00	206.00	209.00
Otherton	110.00	113.00	110.00	124.00	152.00	145.00
Oatsbu	2.35	3.40	3.18	2.47	3.63	3.73
Soybeansbu	9.12	14.00	11.90	9.24	13.70	12.20
Milk, allcwt	17.90	17.40	18.30	17.70	17.70	18.40
Milk cows ^{1,2}head	1,420.00	1,480.00	1,450.00	1,340.00	1,380.00	1,340.00

¹ Animals sold for dairy herd replacement only. Prices available for January, April, July, and October.

² Milk cow prices are for October 1, 2020, July 1, 2021, and October 1, 2021.

Livestock Prices Received by Farmers - United States

	September 2020	August 2021	September 2021
	(dollars)	(dollars)	(dollars)
Calvescwt	155.00	175.00	173.00
Cattle, all beefcwt	104.00	123.00	124.00
Cows ¹cwt	66.60	76.00	72.90
Steers and heiferscwt	105.00	125.00	127.00
Hogs, allcwt	49.70	79.00	70.80
Barrows and giltscwt	50.90	78.60	70.40
Sowscwt	22.40	88.50	79.50
Eggs (market) ²doz	0.555	0.824	0.770

¹ Beef cows and cull dairy cows sold for slaughter.

² Also referred to as table eggs.

